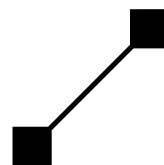


BLUELIFT

www.ruthmann.it
www.bluelift.it



RUTHMANN
professionals at work

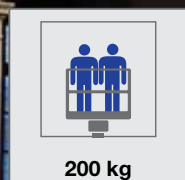
C12/6.5HB



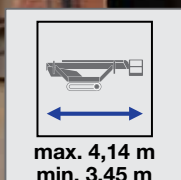
12 m



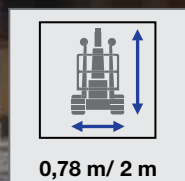
6,5 m



200 kg



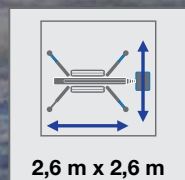
max. 4,14 m
min. 3,45 m



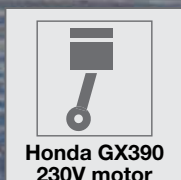
0,78 m/ 2 m



1920 kg



2,6 m x 2,6 m



Honda GX390
230V motor



BLUELIFT

www.ruthmann.it
www.bluelift.it

C12/6.5HB

SOLD & SERVICED IN AUSTRALIA BY

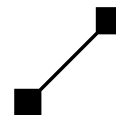


Sydney • Brisbane • Melbourne • Perth

P: 1300 900 700

enquiries@ahernaustrialia.com.au

www.ahernaustrialia.com.au



RUTHMANN
professionals at work

RUTHMANN Italia S.r.l.

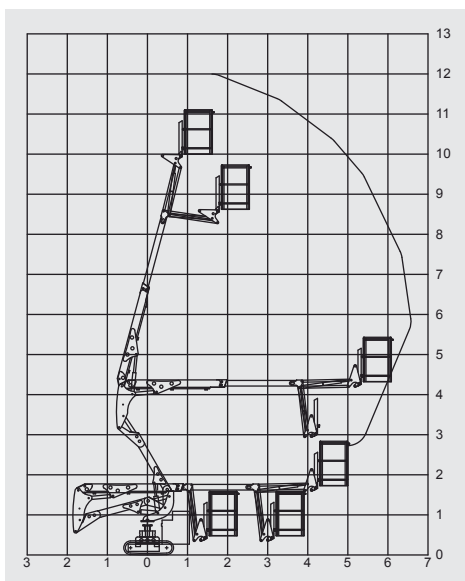
Via Santa Maria del Piano di Sotto 91

47854 Montescudo (RN) - ITALY

Phone. +39 0541 756872 - Fax +39 0541 729800

info@ruthmann.it - www.ruthmann.it

info@bluelift.it - www.bluelift.it



Equipment standard

- Quickly removable aluminum basket
- i-Performing electric pump (patented) with auto Start/Stop system
- 230V power outlet in basket
- Cable remote control with interactive and multi-lingual display
- Load limiting device
- Automatic center position of turret
- Proportional and simultaneous electro-hydraulic controls
- Proportional track drive with hydraulic breaking system
- Driving Lateral slope alarm with safety stop
- Driving possible with jib boom raised (with selector)
- Interblock outriggers/booms
- Emergency push-button with engine stop
- Simple Emergency lowering procedure
- Hand pump for the emergency lowering of platform
- Covers on outrigger cylinder's piston rod, oil tank and emergency controls
- Modem connection plug for diagnosis/software upgrading in remote
- Produced according to EN280 norm and international safety regulation

Optional

- Basket rotation* (on C12H-HB-outreach reduce to 6 m)
- Radio remote control
- Self Stabilizing System
- Air/Water tube
- Petrol engine HONDA iGX with automatic RPM control and Automatic START & STOP
- Diesel engine HATZ 1B40 with automatic RPM control and Automatic START & STOP
- 110V power
- Blue Lithium pack*
- No-marking crawlers
- Double drive speed system with safety control
- Go-Home function
- Custom paint work

*This option increase the overall weight of platform

Subject to change without notice

Technical Data C12/6.5HB

Working height, max.	12 m
Horizontal outreach, max	6,5 m/200 kg
Basket capacity	200 kg
Basket dimension	1,3m x 0,7m x 1,1m
Turret rotation	340°
Overall weight	1920 kg
Travel speed	1,5 km/h
Gradeability, max.	28%
Combustion engine	Honda GX390
Electric motor	230V - 2,2 kW

